



# TiOC HOW TO GUIDE

How to find the SN and related QR code

For a Camera-only System

The following guide enables you to find the serial number and related QR code for **Wiz Sense** (Series 3) and **Wiz Mind** (Series 5 & 7) camera-only systems.



Series	Examples
DH-IPC-HF/HFW/HDW/HDBW3X4X Series	HFW3549T1-AS-PV
DH-IPC-HF/HFW/HDW/HDBW5X4X Series	HDW5241TM-ASE
DH-IPC-HF/HFW/HDW/HDBW7X4X Series	HFW5242H-ZE
	HDBW7442H-Z

**System Version:** V2.800.00AD000.0.R

**Build Date:** 2020-07-29

**NB:** The firmware version is based on the latest version when this document was created and may slightly differ from future versions, however this will not affect any of the functionality.

## TIOC HOW TO GUIDE | How to find the SN and related QR code

### How to find the serial number

Log in to the camera, go to **Setting** > **Information** > **Version** . Then you can find the SN number of your device.

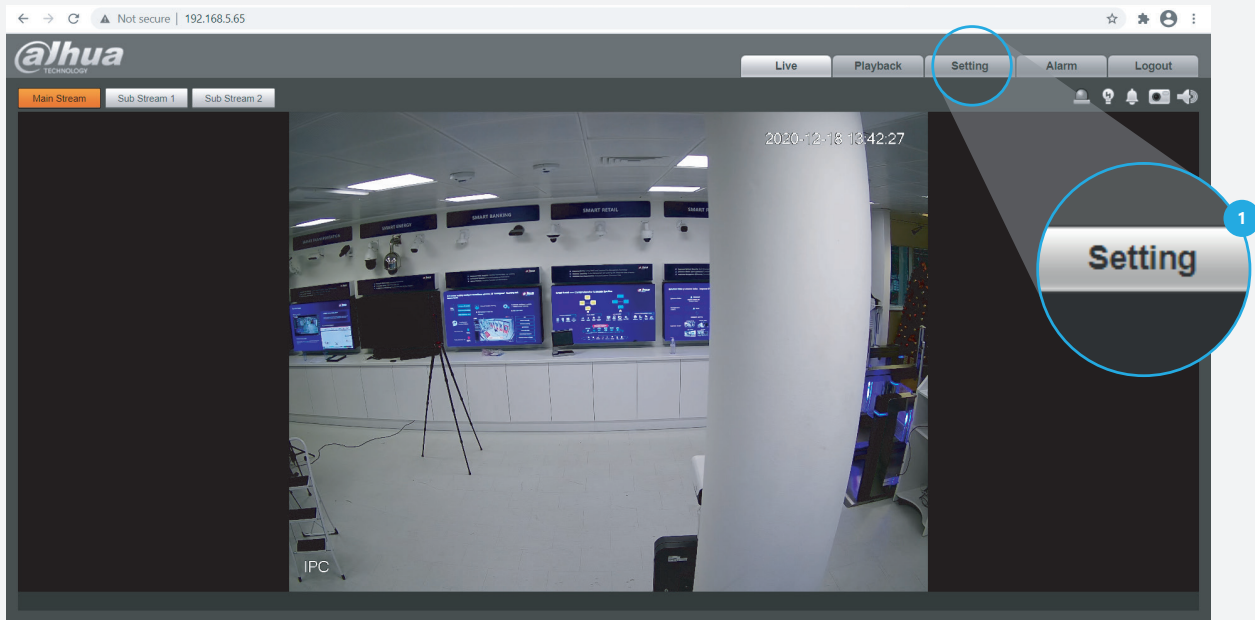


Figure 1: Start from the first page of the camera setup

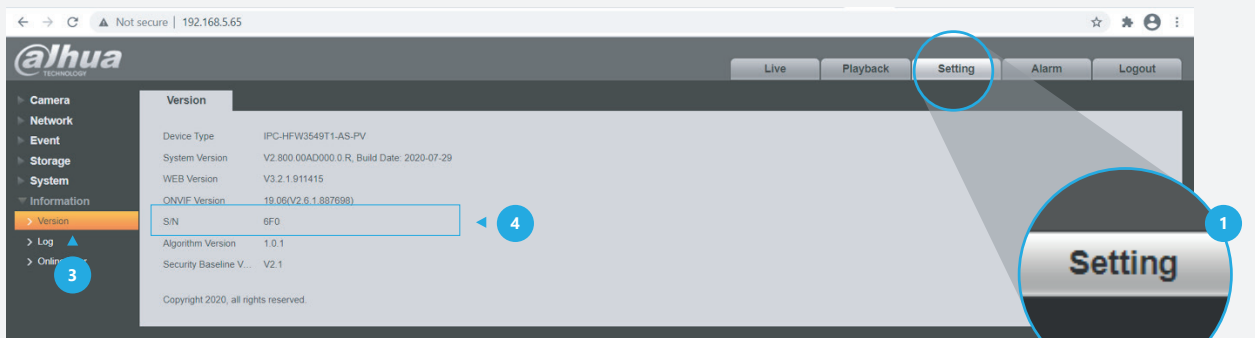


Figure 2: The serial number

### How to find the related QR code

Log in to the camera, go to **Setting** > **Network** > **Access Platform**. Then *click* on the P2P tab and *tick* the  **Enable** checkbox to activate the function. On this page you can see both the serial number and the QR code.

Click **Save** to save your settings.

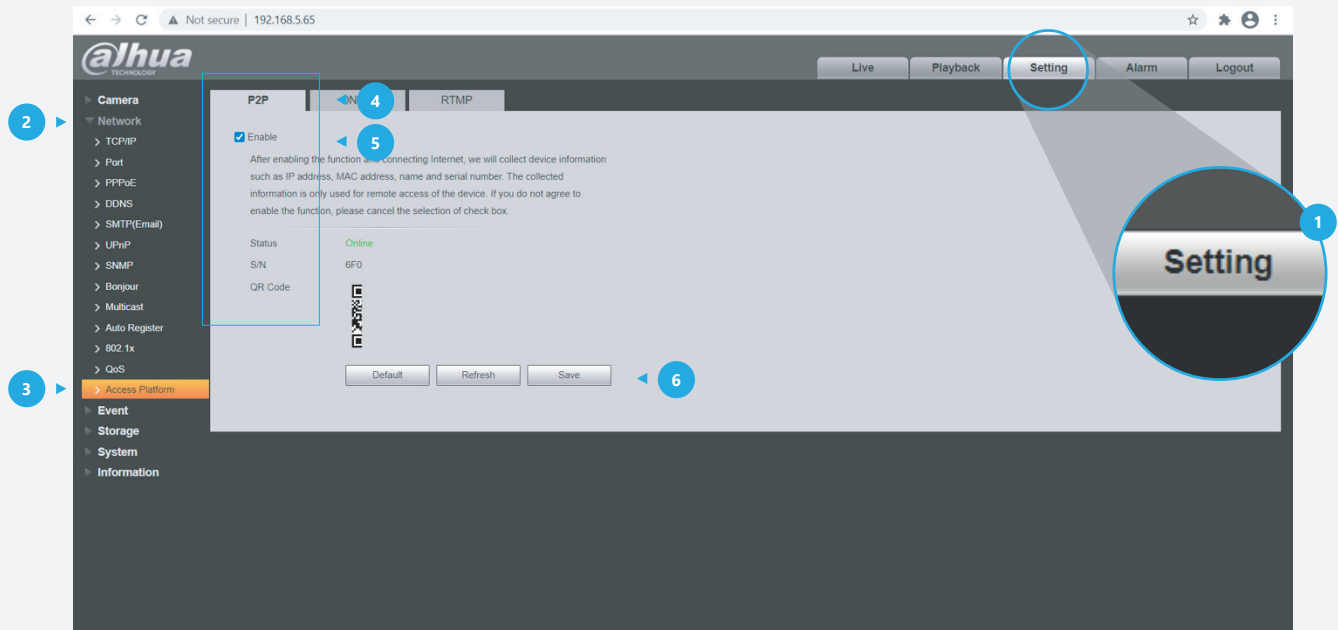


Figure 3: The serial number and QR code

\*Design and specifications are subject to change without notice.

### DAHUA UK & IRELAND

Quantum, 60 Norden Road, Maidenhead, Berkshire SL6 4AY  
Tel: +44 (0) 1628 613 500  
sales.UK@dahuatech.com  
support.UK@dahuatech.com

If you still encounter problems  
operating your Dahua device,  
please call **+44 (0)1628 613 500**